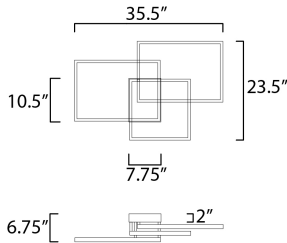


PRODUCT DESCRIPTION

Multiple squares are layered in a geometric pattern to form an interesting lighting sculpture. Enclosed behind the white acrylic lens is a high power LED for even and economical illumination.





MEASUREMENTS

DIMENSION : 35.5" L x 23.5" W x 6.75" H
 CANOPY : 7.75" W x 2" H x 10.5" L
 HANGING WEIGHT : 9.9 lb

LAMPING

INPUT VOLTAGE : 120V
 LUMENS : 5,600 Rated (4,000 Del.)
 BULB : 1 x 80W LED PCB Integrated , 80W Total
 BULB INCLUDED : (Integrated)
 DIMMABLE : ELV or Triac CL
 CRI : 80+ CRI
 COLOR_TEMP : 3000K

FINISHES OPTION

-  Black (BK)
-  Champagne (CHP)

MATERIAL

Aluminum, Acrylic, Steel

RATINGS

cETLus
 Dry Location



ADDITIONAL

RATED LIFE 35000 Hours
 OPERATING TEMPERATURE:
 -20°C (-4°F), 40°C (104°F)

PHOTOMETRIC: Report Found Online

Always consult a qualified electrician before installing any lighting product.



WESTERN DISTRIBUTION CENTER (HEADQUARTER)
 253 NORTH VINELAND AVE | CITY OF INDUSTRY, CA 91746
 EASTERN DISTRIBUTION CENTER
 101 GARDNER PARK | PEACHTREE CITY, GA 30269
 P. 626.956.4200 | F. 626.956.4225 | maximlighting.com